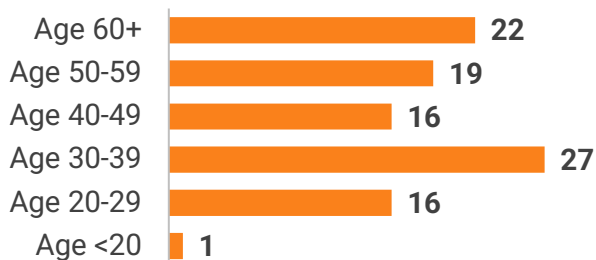


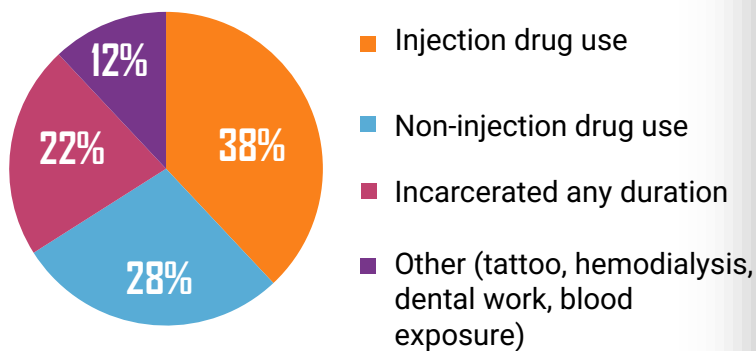
HEPATITIS C IN FLORIDA

ELIMINATION OPPORTUNITIES

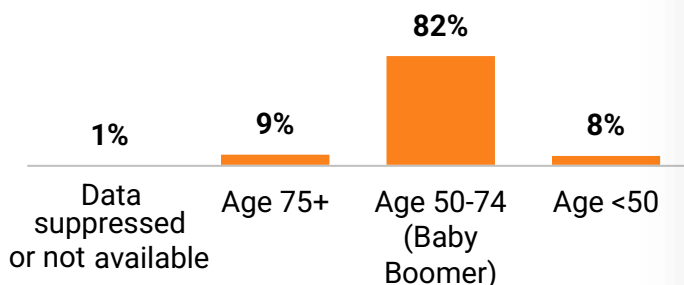
Percentage of Reported Hepatitis C Cases in 2019 by Age Group In Florida



Drug use was the most common risk factor in Florida for newly reported Hepatitis C cases in 2019



Percentage of Hepatitis C Related Deaths in 2017 by Age Group in Florida



151,000 Estimated number of individuals with current Hepatitis C infection in Florida

19,917 The number of newly diagnosed Hepatitis C cases in Florida for 2019

1,800 to 2,500 The number of chronic Hepatitis C cases occurring each month in Florida

50% Approximate number of individuals with Hepatitis C who are **unaware** of their status

6.7% The percentage of Baby Boomers in Florida who received HCV tests through their healthcare providers in 2017

55% The percentage of individuals with chronic HCV infection that did not report **high-risk behaviors**

86% Reduction in Hepatitis C mortality with successful therapy